

SMXIR Keypads

Made by 3 different vendors

Carduff keypad built approx. from 1999 to 2005.

Keypads made from 1999 to 2001 will work with the unity board. Keypads made from 2002 to 2005

possibly will not work with the u-board.

Can work with modification to CXP cable as shown on page 3.

Best way to identify, look for PTC # on the right hand side of phone jack

Etratech keypad built from 2004 to 2012


Works with all unity boards.

Best way to identify, look for white sticker under phone jack

Micro Air keypad built from 2012 to present

Works with all unity boards.


Best way to identify, look for PCB # on top of board



Way to Identify A Carduff SMXIR Keypad That Possible Won't Work With The U-Board




Use an ohm meter and check for continuity between the blue wire and the bare drain wire. If there is no continuity, then the keypad will not work until you modify the CXP cable.




Look for the date code in the serial #
In this example:
K=Month of the year (October)
03=The year (2003)
Serial #'s between 2002 and 2005 possible might not work.

How to Modify the CXP Cable to Make the Carduff Keypad work with the Unity Board



Strip back the Insulations to gain access to the bare drain wire and the blue wire.



Then solder the drain and blue wire together. Then tape up or heat shrink the cable.

Or connect the 2 wires with a butt connector

