

New
for Sailboats

SailVac™ 5200 Vacuum Holding Tank

Maximizes Capacity, Minimizes Water Use



SailVac™ 5200
Vacuum Holding Tank

Cruise Longer, Pump Out Less

VacuFlush® holding tank technology is now optimized for sailboats with a compact vacuum tank/holding tank featuring newly developed SailVac™ design. By engineering a vacuum generator and holding tank into a single, slim, hull-hugging unit, the award-winning SailVac™ 5200 now meets the demands of sailboat applications more effectively than other sailboat toilet systems.

Special SailVac design features include a tall, slim tank that curves and narrows to fit the outboard space that's typical of sailboat heads; an interior baffle system to protect vacuum components from wastewater at high angles of heel; and reinforcing ribs to prevent tank distortion while storing vacuum or during pump-out.

Miserly Water Consumption Increases Cruising Time and Pleasure

With powerful vacuum propulsion, VacuFlush toilets use as little as one pint (0.5 l) of fresh water per flush. This allows more than three times the number of flushes than conventional marine toilets before holding tank capacity is reached, and also keeps sanitation hoses clear to prevent hose odor permeation.

Premium Power Conservation

Boaters are keenly aware of power consumption. The SailVac 5200 meets tight power restrictions by requiring only three amps per flush from a 12V DC power supply. For optimum energy efficiency, install a VacuFlush pedal-operated toilet (not included) which requires no electrical connections. VacuFlush electric-flush toilets are also available.

Key Benefits

- Compact unit incorporates vacuum pump, vacuum reservoir, and holding tank.
- Vertical, curved profile for hull installation.
- 14-gal. (53-l) tank capacity.
- When used with VacuFlush toilet, provides tank capacity for two people for four days.
- Roto-molded, 8-mm-thick polyethylene construction.
- Corrosion-proof, leak-proof and odor-proof.
- Thorough pump-out with diptube discharge from interior tank bottom.
- Vent fitting connects to 5/8 in. (16 mm) ID hose.
- 3/4- and full-tank sensor probes.
- Auto shutdown relay turns off toilet system when tank is full to prevent overfilling.
- Optional tank-level indicator panel.
- Deep green tank color.

Technical Specifications for SailVac 5200 Vacuum Holding Tank

Model	Capacity (US gal./l)	Max. Height (in/mm) ⁽¹⁾	Width (in/mm)	Depth @ Top (in/mm)	Depth @ Bottom (in/mm)	Amps
VHT5200	14.0/53	32.75/832	20.50/521	11.00/279	5.00/127	3 @ 12V DC

SailVac 5200 System Requirements

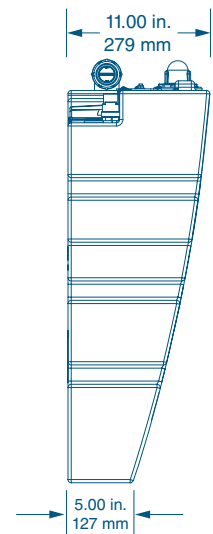
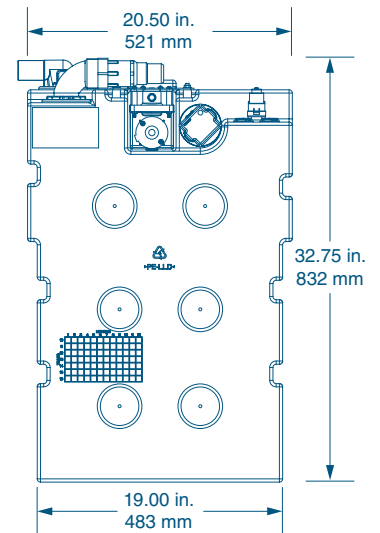
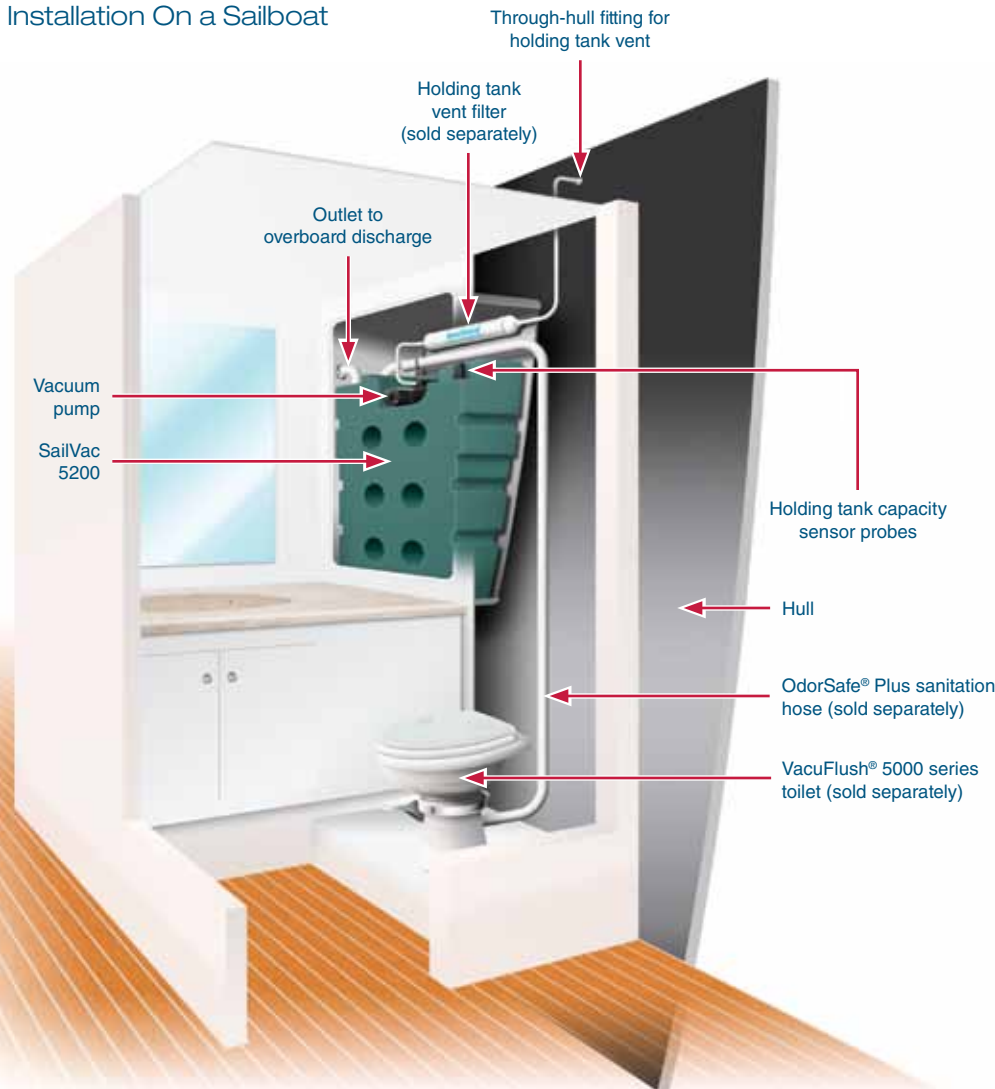
Electrical		Inlet Plumbing			Discharge Plumbing ID	Vent Hose ID	Required Component
Power draw (avg.)	Circuit breaker/fuse	ID	Horizontal Run	Vertical Run			
3 amps/12V DC	5 amps/12V DC	1.5 in./38 mm sanitation hose or PVC pipe	20 ft./6.1 m max. from toilet discharge	5 ft./1.5 m max. from toilet discharge	1.5 in./38 mm sanitation hose or PVC pipe	5/8 in./38 mm sanitation hose or PVC pipe	VacuFlush toilet ⁽²⁾

Notes:

⁽¹⁾ Height includes fittings mounted on the top of the tank.

⁽²⁾ Purchased separately.

Example of the SailVac 5200 Installation On a Sailboat



DOMETIC CORPORATION, SANITATION DIVISION

13128 SR 226, P.O. Box 38 | Big Prairie, OH 44611 USA | 330-496-3211 | Fax 330-496-9097
www.Dometic.com | SeaLand@DometicUSA.com

Dealer: